

ArtfulBits Cascaded Lookup Column for Microsoft® SharePoint®



Install Guide

System Requirements	1
Preparation for Installation.....	2
Installation	2
License Management.....	7
Activating / Deactivating Feature	10
Product Updates	11
Uninstallation / Repairing	12
Remarks	12

System Requirements

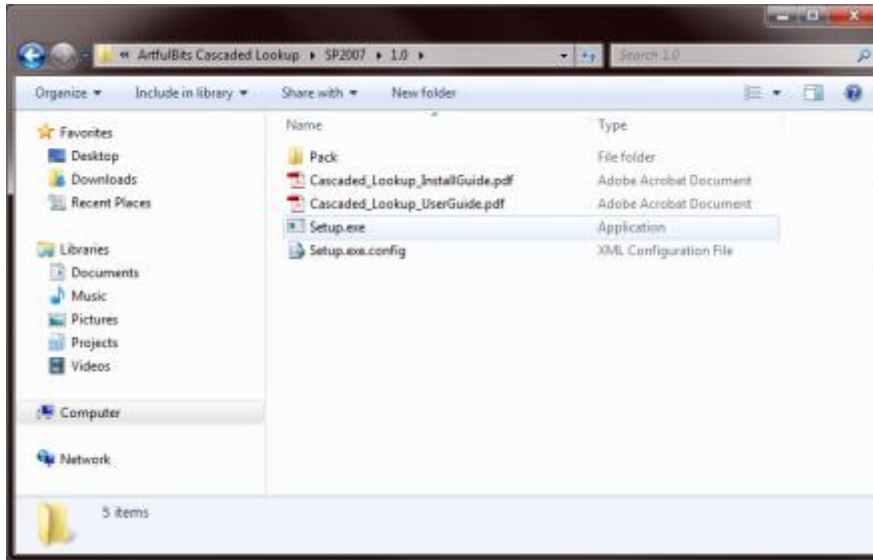
Operating Systems:	<p>Microsoft Windows Server 2008, 2008 R2 Microsoft Windows Server 2012, 2012 R2 Microsoft Windows Server 2016 Microsoft Windows Server 2019</p>
Servers:	<p>SharePoint Release:</p> <ul style="list-style-type: none"> ➤ SharePoint Foundation 2010 or SharePoint Server 2010 ➤ SharePoint Foundation 2013 or SharePoint Server 2013 ➤ SharePoint Server 2016 and SharePoint Enterprise 2016 ➤ SharePoint Server 2019 and SharePoint Enterprise 2019 <p><i>Note: This product is not compatible with SPS 2003 and WSS v2</i></p>
Browser:	<p>Microsoft Internet Explorer 7+ is recommended for Advanced Administration features</p> <p>Also compatible with:</p> <ul style="list-style-type: none"> ➤ Mozilla Firefox 2.0+ ➤ Opera 9.5+ ➤ Apple Safari 3.0+ ➤ Google Chrome 2.0+

Preparation for Installation

Before installation, please, check that your target server meets Cascaded Lookup Column system requirements (see above). Also, it is recommended to install ArtfulBits License Manager before (if it is not installed).

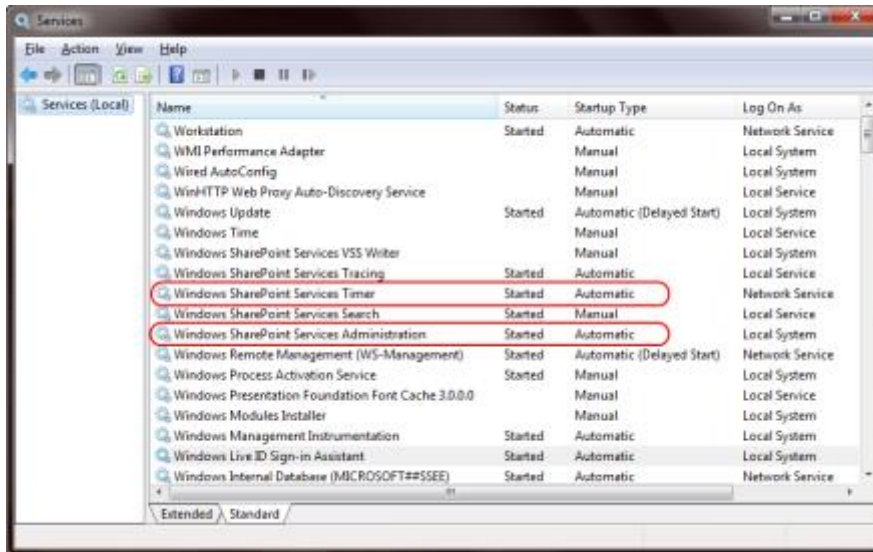
Installation

Download Cascaded Lookup Column installation package from ArtfulBits website, unpack files, and run "**Setup.exe**".



Note: You must be the SharePoint Farm Administrator and following MS Windows services should be running:

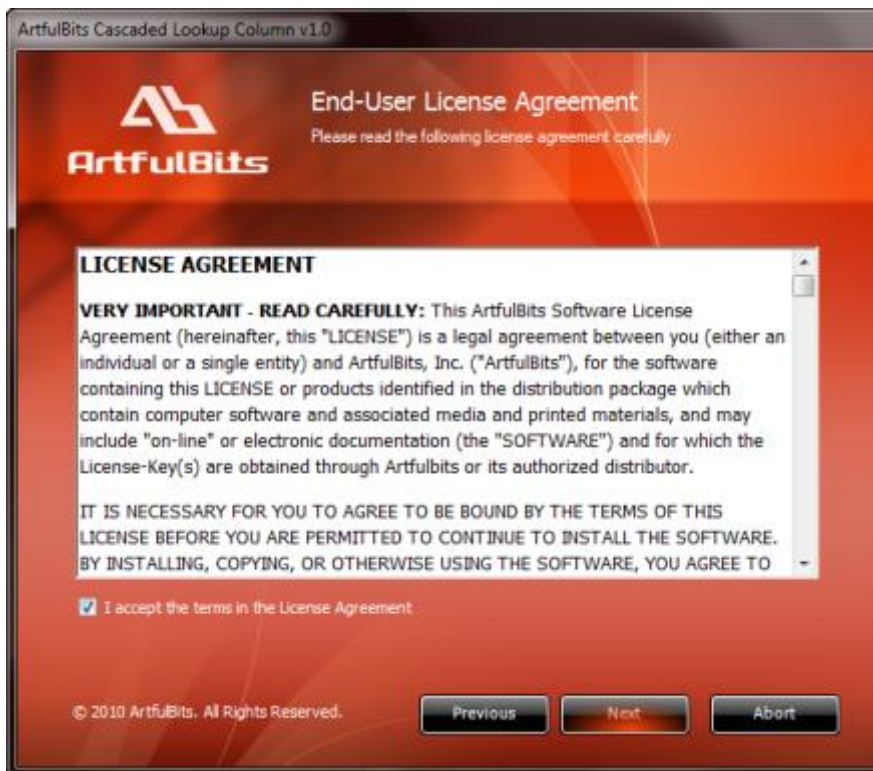
- > Windows SharePoint Services Administration
- > Windows SharePoint Services Timer



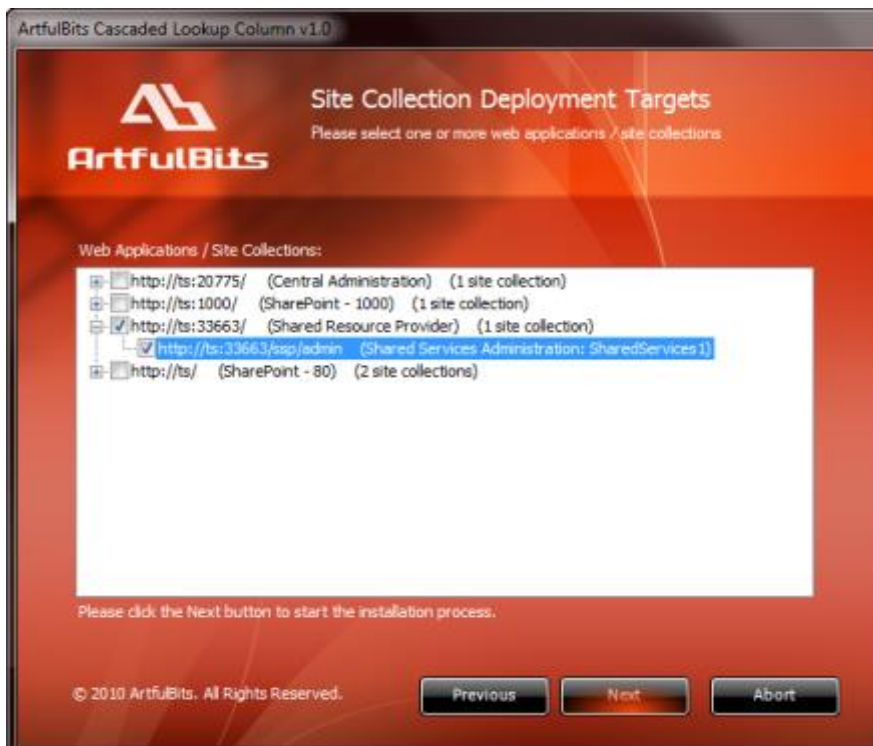
After system check is finished, click "Next".



After reading License Agreement, click "Accept" and go to the next step.



Select one or more web applications and click "Next".



Wait for install to succeed, click "Next" to check deployment status details.



License Management

Cascaded Lookup Column uses **Per-Farm Licensing Model** (each license is bound to single SharePoint Farm ID). For more details about licensing models please visit <https://www.bluesnap.com/jsp/buynow.jsp?contractId=3182742>

Product works in unlicensed mode for three days from the moment of installation. In this mode all the product features are unlocked same way as with trial license. After these three days either trial license or full license should be entered for product to function.

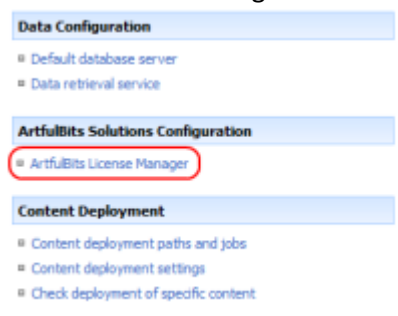

To get a Trial license navigate to:

<https://www.bluesnap.com/jsp/buynow.jsp?contractId=3225991>


You can buy the product by the following link:

<https://www.bluesnap.com/jsp/buynow.jsp?contractId=3183900>

After ArtfulBits License Manager is installed, go to the SharePoint Central Administration page:

SharePoint 2007	SharePoint 2010
<p>Choose "Operations". Click on "ArtfulBits License Manager":</p> 	<p>Click on "ArtfulBits License Manager":</p> 

This page shows all ArtfulBits products and their license statuses.

Product	Edition	License Status
 ArtfulBits Cascaded Lookup Column v1.38	Evaluation	No license
 ArtfulBits Category Column v1.6	Evaluation	No license
 ArtfulBits Column Data Adapter v1.0	Evaluation	Trial license (Expiring in 13 day(s))
 ArtfulBits Column Permissions v1.0	Standard	Full license
 ArtfulBits Cross-Site Lookup Column v1.7	Evaluation	Trial license (Expiring in 18 day(s))
 ArtfulBits Discussion Column v1.54	Standard	Full license
 ArtfulBits Link to Document Column v1.13	Evaluation	No license

Click on product name to view license details.

Product	ArtfulBits Cascaded Lookup Column v1.38 Cascaded Lookup Column is intended to enhance standard SharePoint lookup functionality. Component allows building relationship between parent and child columns.
Product Edition	Evaluation Please visit following link for product editions comparison chart.
License Status	No license (You can use product for 3 more day(s)) Note: in trial or unlicensed mode all product features are available for evaluation. After trial period license should be purchased which will determine product edition and available feature set. Please visit following link for product editions comparison chart.
License Operations	Farm ID: <input type="text" value="b46ace34-9360-4e30-9406-45837fa4367a"/> Enter License Copy Farm ID to Clipboard Get free trial license Go to purchase page

[Go Back](#)

If product is not licensed you can click "Enter License" link and enter license key (trial or full) into textbox. For upgrading product edition click "Convert License" and enter new license of target product edition.

License Operations	Farm ID: <input type="text" value="b46ace34-9360-4e30-9406-45837fa4367a"/> Enter License Copy Farm ID to Clipboard Get free trial license Go to purchase page <input type="text" value="19E4FC3F3B6D0E7E4809554C000F09B83BA64C032AE2978E0D98E5EF857C8D460BA717503BD231090F00737038CE18B812D879633BE7980C995DCFA9525B2E8307477DA743F790E500326F3D20305CFEB63812CF762CB140BCAD09E2A0DA23C83B28F9812865B2D5A82E5CC37D4ED5BFD5EB7EBF8ED41852FFCDED5C6340FAD074CC0848887F28EDD1CF74C60F50968C2D35C5683A1901E8D1D955A04FCDDA18ED4F662A91A48E8C71F0CA57CB4278235B8577B47C2D8412F8C9DC6D9CA11919B13F6D982B7D503981D49C74C8969E6CBEFE05CBC76CD52B8473C44587F1FD29495A914835B2CF12E9139046E87337E5FE2F784D754D7C26EC9F9D66A"/> Activate Cancel
--------------------	---

Pressing "Activate" button will verify the key and in case of verification success license status will be updated.

Product Edition	Standard Please visit following link for product editions comparison chart.
License Status	Full license Note: in trial or unlicensed mode all product features are available for evaluation. After trial period license should be purchased which will determine product edition and available feature set. Please visit following link for product editions comparison chart.

Note: in trial or unlicensed mode **all** product features are available for evaluation. This way you will be able to try each and every feature available in the product line which will give you good understanding of what feature set will be necessary for you and it will be easier to come up with the decision which product edition should be purchased. After trial period expiration full license should be purchased which will determine product edition and available (unlocked) feature set.

Special link informing about product expiration is shown in SharePoint pages, where ArtfulBits component is used if product is using trial license or such license is "Expired" or no license is provided at all. Clicking on this link will redirect to product license status details page.

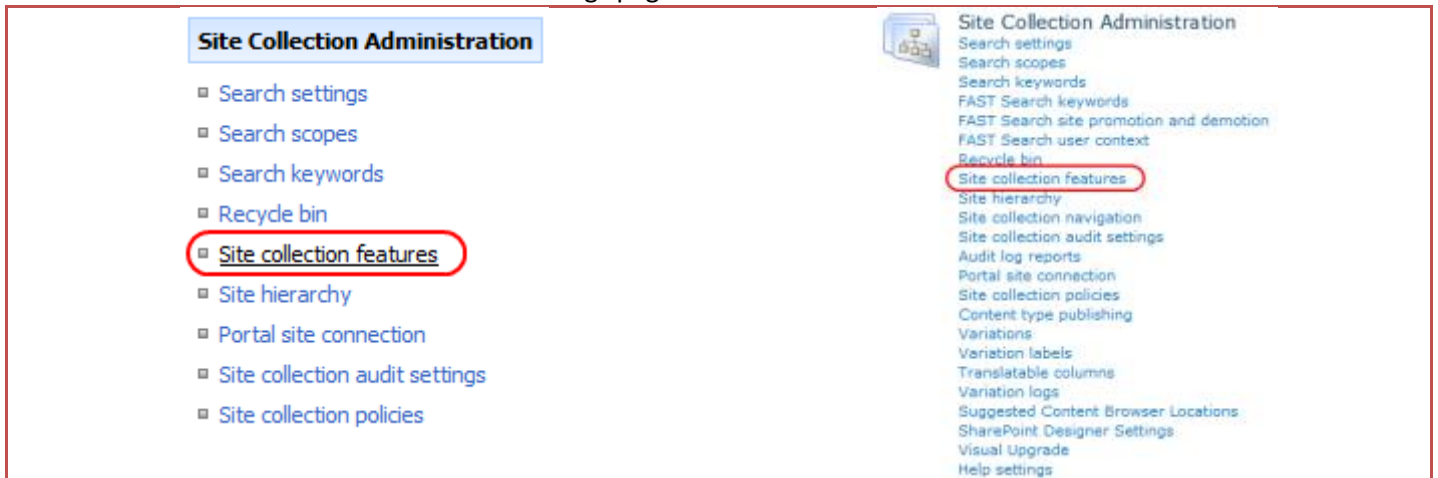
Cascaded Lookup	License for ArtfulBits Cascaded Lookup Column v1.0 is not provided. Please, click here to enter free trial or purchased license. <input type="button" value="(None)"/>
------------------------	--

Activating / Deactivating Feature

Click "Site Actions" menu in the root site of one site collection, then click "Site Settings":



Click "Site collection features" link in Site Settings page:



In SharePoint Site collection feature list, activate Cascaded Lookup Column feature (if deactivated).



Product Updates

Process of updating ArtfulBits Cascaded Lookup Column is pretty straightforward - just download latest [installation](#) package and execute **Setup.exe** from it. After system check completes, select an "Upgrade" option and then follow setup wizard instructions.



Uninstallation / Repairing

Execute **Setup.exe** from your installation package. On the Repair and Remove section, select Remove radio button and click "Next", the Cascaded Lookup Column will be uninstalled. Or select "Repair" - to repair the Cascaded Lookup Column.



Remarks

Information in this document may be outdated. Please, visit <https://sharepoint-artfulbits.com> for the latest product version.